

Murray Avenue School Art Appreciation 2016
October 6th presentation

Romero Britto

Lesson Plan/Biography:

(show Picture 1-Britto photo of him)


Romero Britto is an international pop artist, painter and sculptor. He is one of the premier contemporary artists of our time. He is known for his vibrant, bold and colorful art work. He combines elements of cubism, pop art, and graffiti in his work. His use of vibrant colors and bold patterns reflect his optimistic view of the world that he wants to be filled with hope and happiness.



(show picture butterfly/2)

Britto currently lives in Miami, Florida. His childhood was very different then how he lives today. ..

He was born in the slums of Brazil. He has 8 siblings and his family was very very poor. He often refers to his childhood as a nightmare. He actually preferred to be at school then at home because school was more structured and fun then being home. His older brother had to work to help make money for the family. He sold books and encyclopedias and would often bring books home. This is where Britto was first exposed to art. He loved getting the books and looking at all the pictures in them.



(show picture fish/3)


Britto started to draw when he was 8 years old. He would draw on every scrap of paper, cardboard anything he could find. He never had any formal training but learned on his own. Britto is inspired by artists such as Picasso, Jasper Johns and Matisse.

His art is completely opposite of his childhood. He wanted his pictures to make people smile and to be happy and fun. He was quoted saying...

“ In my youth, life was like a nightmare. Everything seemed to be falling apart around me. Now my art is my world. I can create and control a perfect small world that I can share with everyone.”

(show picture Britto drawing/4)

Britto finds inner peace with being able to control all the elements of his pictures. He creates his work by drawing an outline then he separates the space with black lines and fills the space in with patterns and colors he finds pleasing. He uses a limited range of vibrant colors that he thinks harmonize with one another. He often will use a recurring pattern to fill in the space. He uses simple patterns such as flowers, polka dots, stripes, circles, and squiggly lines.



ABSOLUT BRITTO His Big Break: (Show Absolut Vodka picture/5)


Britto has an art gallery in Miami, Florida and it is here where he got his big break. The art director for Absolut Vodka walked into his gallery and thought his art would make a great Ad campaign. He commissioned Britto to do a picture for Absolute Vodka and this ad put Britto's art work in front of millions of people and in the same ranks as Andy Warhol and Keith Haring two other artists who did art work for Absolut. Britto has said it would have taken him years and years of work and shows to reach the amount of people that this one ad reached.

Since then his worked has been exhibited in galleries and museums in over 100 countries and 5 continents. He was the first living artist ever to be exhibited in the Museo Soumaya in Mexico. He has gone on to create art for other companies such as Movado, Evian, Pepsi Cola, Disney, Audi, Bentley, Mattel and Apple. (show Mickey Mouse picture/6 & Bentley pic/7)



He has created public art installations around the world, one being the largest sculpture in Hyde Park in London standing at 45ft tall. **(show picture hyde park sculpture/8)** and did the first sculpture for the White House Easter Egg hunt. **(show picture bunny/9)**.

One of his sculptures can even be seen at JFK airport here in NY! Next time you travel try to find it!**(show picture apple JFK/10)**



(show pic 11/soccer ball)

He was commissioned to be the artist for the 2008 Olympics, the 2010 World Cup Soccer Tournament, The Super Bowl, the Montreal Jazz Festival and he even has his own postage stamps. This year he was invited to carry the torch in the Olympics in his hometown of Brazil.



(show picture 12/dog sculpture)

Britto has had great financial success but his true passion comes from helping others. He has worked with over 250 charities world wide. One of his favorites was a sculpture of a happy and playful puppy that he donated to a children's hospital in Switzerland. He will often donate his art work and all the proceeds from the sales will go to charity.

He was quoted saying...

"I believe every human being should try to do good for someone else. There are so many different ways to do it. My art can be an instrument for helping people...what a good feeling that I can do that with my art."

Class Discussion: (pic 13/14 happy people)



-When you look at Britto's pictures what do you feel? -Britto wants people to feel happy and smile when they look at his work.

-Do you see similarities in his pictures?

-Britto often uses the same colors and patterns in his work

-Why is Britto referred to as one of the greatest Pop Contemporary artists of our time?

-Because he is alive and a working artist. Many artists you see in museums lived many years ago.

THE ART PROJECT!!

We are going to do a picture in the style of Britto. You can choose from one of the shapes we have or do the letter from your name.

Have fun and be creative!!

*if a child needs help with a letter please do it for them (block/puffy letter they can fill in)



Britto:

The Lesson Plan:

Class discussion: 10-15 minutes (need 2 people. 1 to read and 1 to hold up pictures)

Art Project: 30 Minutes

- students should sit on the floor if they can/older students at desks if not space.
- 1 person reads biography and 1 person holds up pictures while the other volunteers put art supplies on tables. (we will have 5 sets of supplies per class)

The Art Project:

-the Bin should contain everything you need for the project.

- Laminated biography
- Laminated pictures that are numbered
- Paper- each child should get 1 sheet plus extra just incase
- Black markers (1 bag per table)
- Colored markers (1 bag per table)
- Metallic markers (1 bag per table)
- Stencils (1 set per table)
- Rulers (2 per table)
- Stickers (1 bag per table put in bowl)
- Have fun